



---

---

## A Personalized ILP Summary Report for

**Mr Hon Hee Siew**

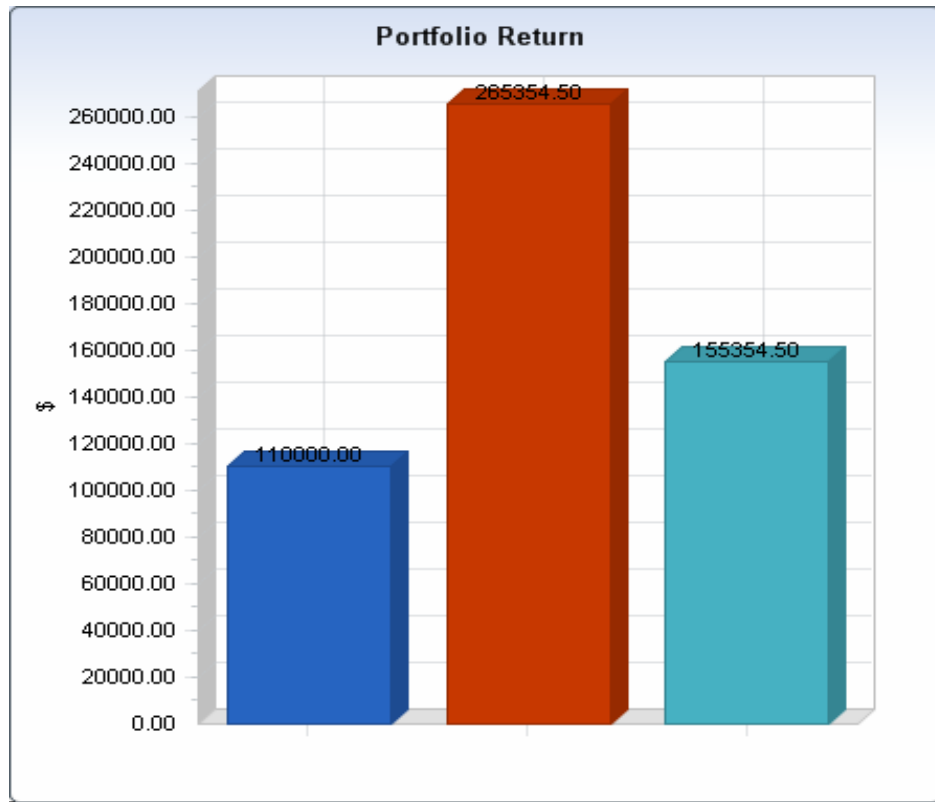
---

---

**Prepared by**

Erik Hon AFP  
AM Team  
erikhon@ifastfinancial.com  
64393805  
Tuesday, November 27, 2007

## Overview

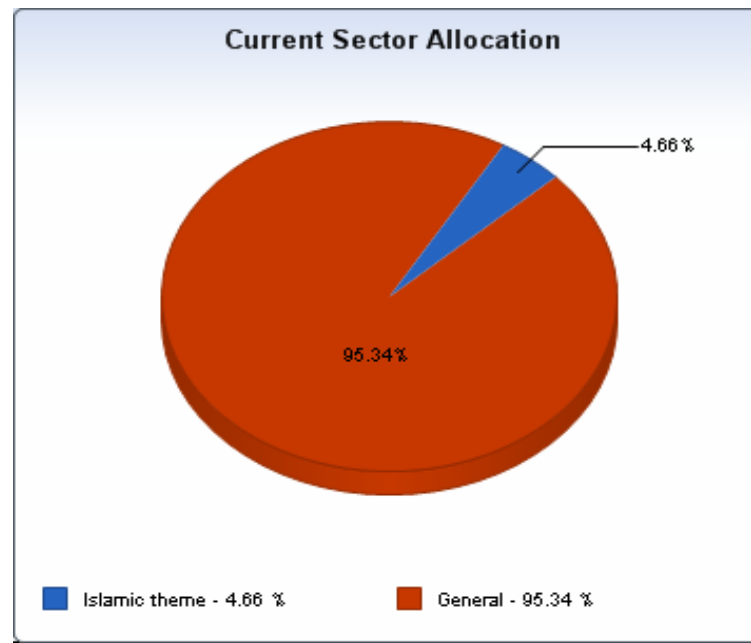
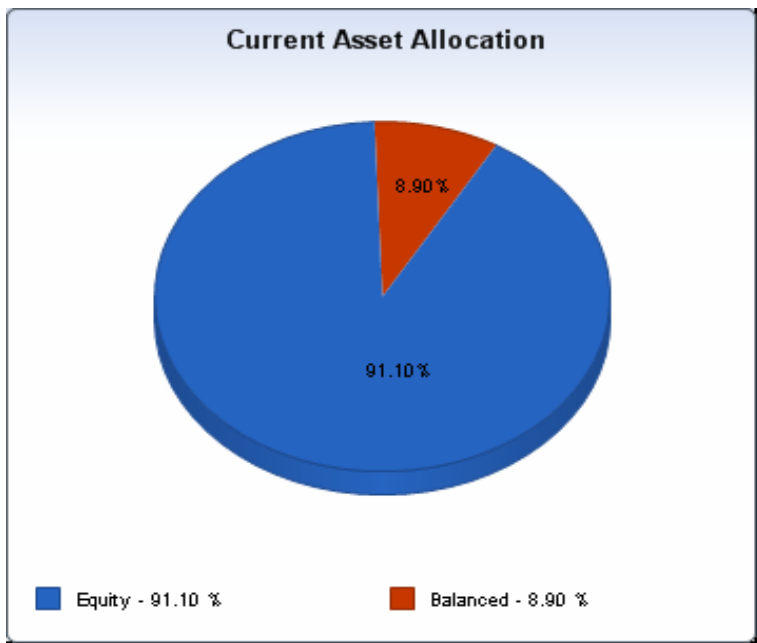


### Current Holdings

Total Investment (SGD)	110,000.00
Total Current Value (SGD)	265,354.50
Total Profit (SGD)	155,354.50
Total Profit (%)	141.23

Last valuations as at Tuesday, November 27, 2007

## Portfolio Allocation

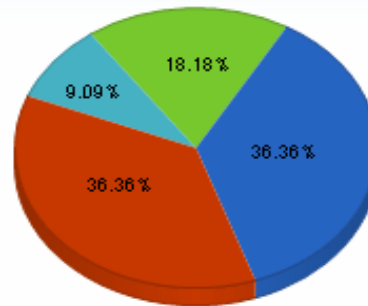


Fund Name	Specialist Sector	Geographical Sector	Asset Allocation
NTUC Income Amanah Equity Fund	Islamic theme	Singapore	Equity
AIA Acorns of Asia	General	Asia excluding Japan	Balanced
PruLink China-India Fd	General	China & India	Equity
Greatlink Enhancer	General	Asia excluding Japan	Equity
ML Glb Emerging Markets Fd	General	Emerging Markets	Equity
AXA Fortress (A)	General	Singapore	Equity

Last valuations as at Tuesday, November 27, 2007

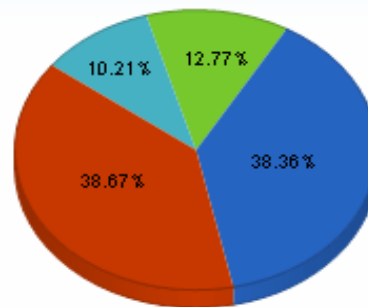
## Portfolio Geographical Allocation

Initial Geographical Allocation



■ Singapore - 36.36 %   ■ Asia excluding Japan - 36.36 %   ■ China & India - 9.09 %   ■ Emerging Markets - 18.18 %

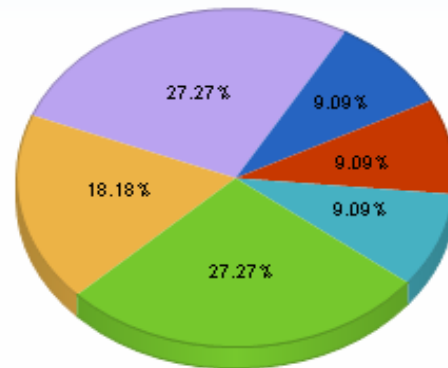
Current Geographical Allocation



■ Singapore - 38.36 %   ■ Asia excluding Japan - 38.67 %   ■ China & India - 10.21 %   ■ Emerging Markets - 12.77 %

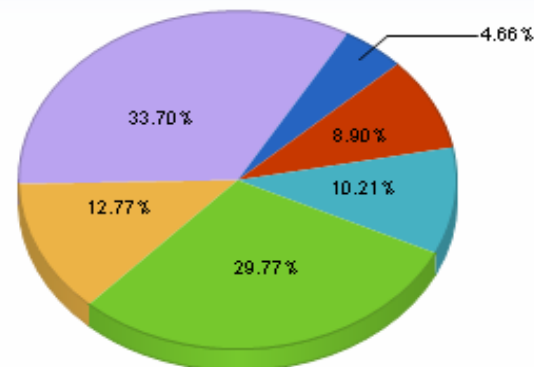
## Portfolio Fund Allocation

### Initial Fund Allocation



- NTUC Income Amanah Equity Fund - 9.09 %
- AIA Acoms of Asia - 9.09 %
- PruLink China-India Fd - 9.09 %
- Greatlink Enhancer - 27.27 %
- ML Glb Emerging Markets Fd - 18.18 %
- AXA Fortress (A) - 27.27 %

### Current Fund Allocation



- NTUC Income Amanah Equity Fund - 4.66 %
- AIA Acoms of Asia - 8.90 %
- PruLink China-India Fd - 10.21 %
- Greatlink Enhancer - 29.77 %
- ML Glb Emerging Markets Fd - 12.77 %
- AXA Fortress (A) - 33.70 %

## Portfolio Breakdown

No.	Fund Name	Profit (SGD)	Profit (%)	Quantity	Weighted Average Cost (SGD)	Investment Amount (SGD)	Indicative Price	Current Value (SGD)	Fund Allocation (%)
1	NTUC Income Amanah Equity Fund	2,370.00	23.70	10,000.00	1	10,000.00	SGD 1.23700	12,370.00	4.66
2	AIA Acorns of Asia	13,610.00	136.10	10,000.00	1	10,000.00	SGD 2.36100	23,610.00	8.9
3	PruLink China-India Fd	17,087.90	170.88	10,000.00	1	10,000.00	SGD 2.70879	27,087.90	10.21
4	Greatlink Enhancer	48,990.00	163.30	30,000.00	1	30,000.00	SGD 2.63300	78,990.00	29.77
5	ML Glb Emerging Markets Fd	13,882.50	69.41	25,000.00	1	20,000.00	SGD 1.35530	33,882.50	12.77
6	AXA Fortress (A)	59,414.10	198.05	30,000.00	1	30,000.00	SGD 2.98047	89,414.10	33.69
<b>Total</b>		<b>155,354.50</b>	<b>141.23</b>			<b>110,000.00</b>		<b>265,354.50</b>	

Last valuations as at Tuesday, November 27, 2007