



## Portfolio Rebalancing Report

Mr Hon Hee Siew (P0069090)

---

---

**Prepared by**

Erik Hon  
AM Team  
erikhon@ifastfinancial.com  
64393805  
Thursday, February 14, 2008

---

## Risk Profile

### AGGRESSIVE

As an aggressive investor, you prefer to invest in high risk high return funds. You are willing to weather short term volatility where your losses can be up to 40% to 50% of your portfolio value and you seek to maximise your returns in the medium to long term. In general, one or more of these points should apply to you. You want high returns and are willing to take short term losses in order to realise this. You are a risk-taker and realise that fluctuations in the market is normal. You generally have more than enough money saved up for your lifestyle and living expenses. The money set aside for investment is solely for investment. You expect to build a sizeable retirement nest egg and to have a very comfortable retirement. You want to enjoy life to its fullest and this means you need to have enough money to do so. You can consider funds of iFAST Research Risk Rating 10 or lower.

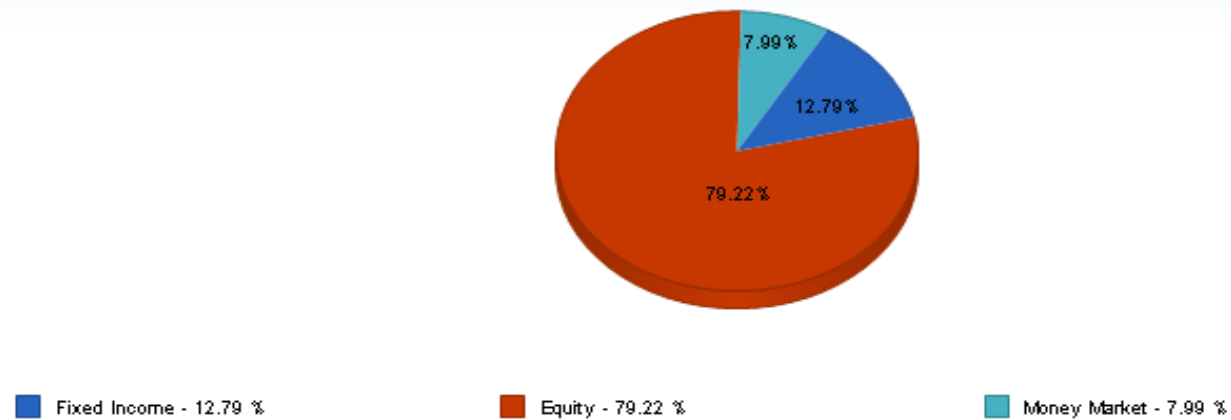
### WHAT IS REBALANCING?

Rebalancing involves setting a fixed asset allocation to your portfolio based on your Risk Profile and sticking to it through thick and thin. Hence, every year, regardless of how markets have moved, we rebalance the portfolio back to its original asset allocation. The beauty of this method is that it introduces discipline to the investment process, and takes out the element of market timing. After rebalancing, we would have the target allocation we want to stick to and we can leave the portfolio till its next review. Rebalancing forces you to take profit from the funds that have gone up, and buy into the funds that have come down. Over the long term, this translates effectively into a strategy of 'buying low and selling high'. This is because no market stays low indefinitely - similarly, no market goes up all the time and never comes down.

---

## Asset Allocation

Current Asset Allocation Chart (of existing portfolio)


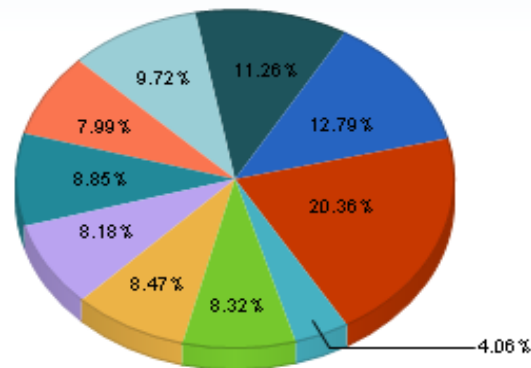


Target Asset Allocation Chart (of model portfolio)

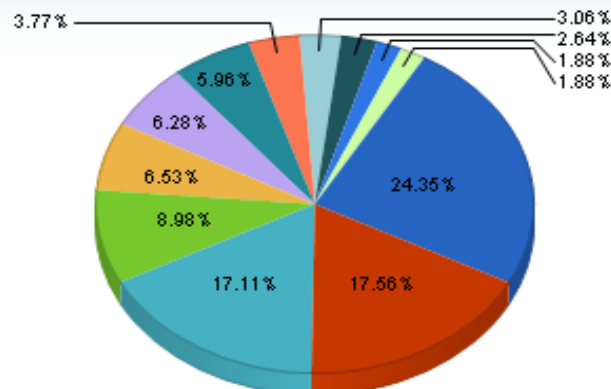


## Fund Allocation

**Current Fund Allocation Chart**

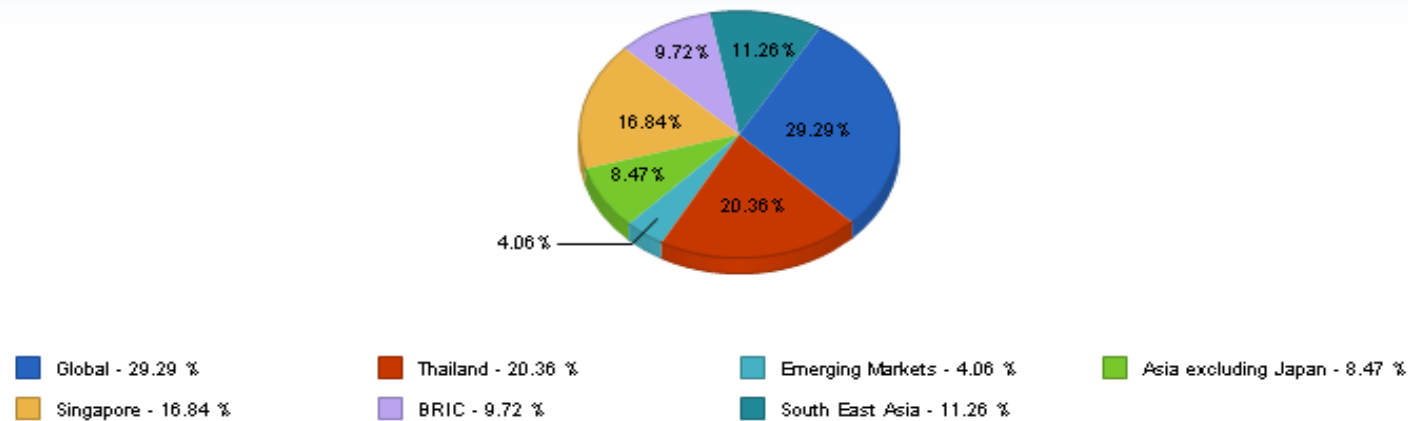


**Target Fund Allocation Chart**

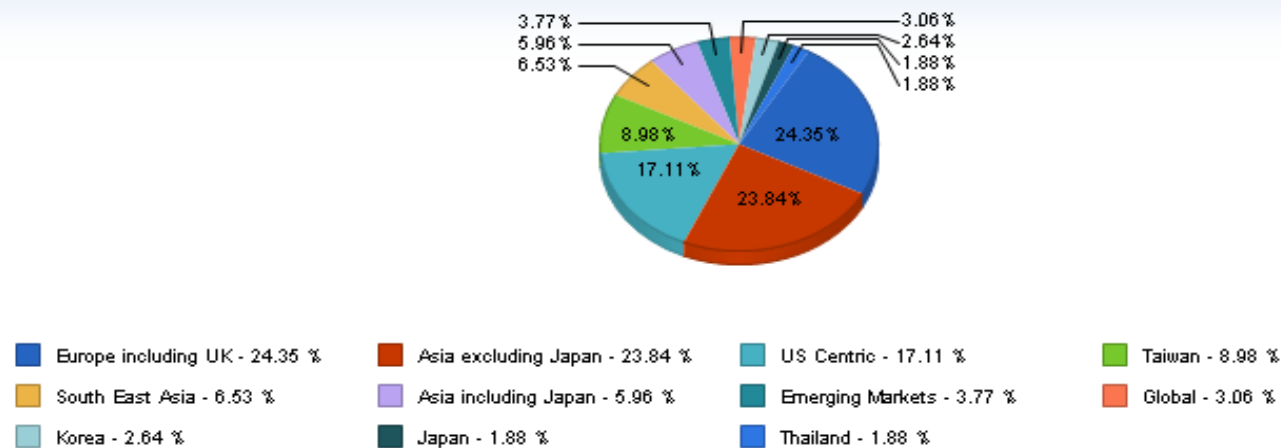


## Geographical Allocation

**Current Geographical Allocation Chart**

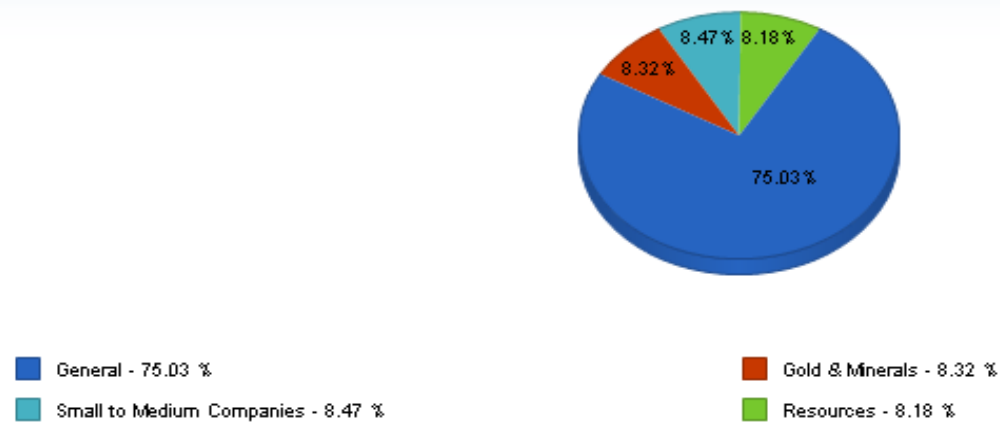


**Target Geographical Allocation Chart**

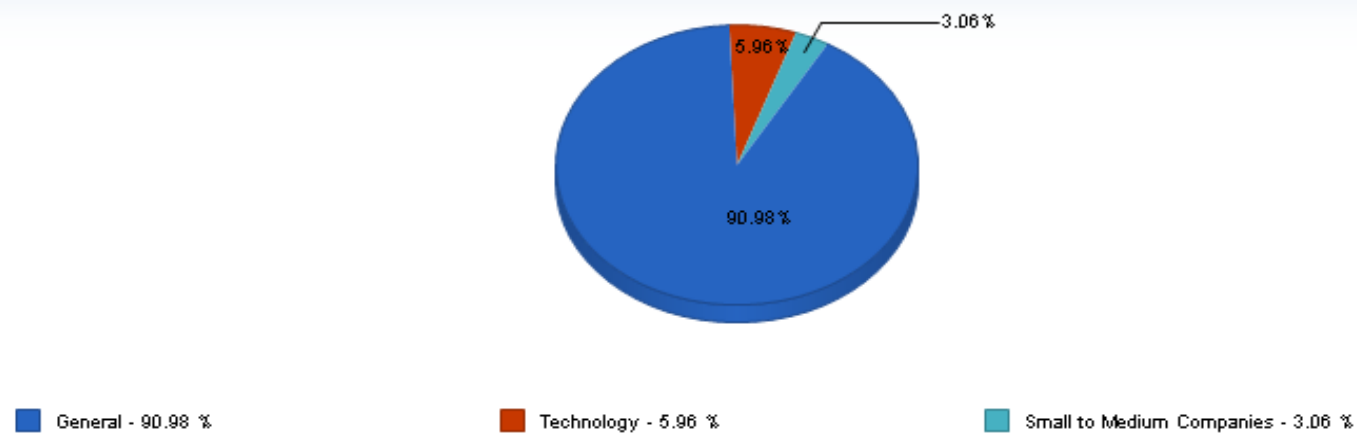


## Specialist Sector Allocation

Current Specialist Sector Allocation Chart



Target Specialist Sector Allocation Chart



## Rebalance Summary

### Current Holdings Breakdown (SGD)

Cash	121,155.80
SRS	0
CPFIS - OA	0
CPFIS - SA	0
<b>Total:</b>	<b><u>121.155.80</u></b>

### Additional Investment Breakdown (SGD)

Cash	0
SRS	0
CPFIS - OA	0
CPFIS - SA	0
<b>Total less Upfront:</b>	<b><u>0</u></b>

No.	Fund Name	Payment Method	Indicative Price	Current Value (SGD)	Target Value (SGD)	Current Allocation (%)	Target Allocation (%)	Action Allocation (%)	Action
1	DBS Shenton Income	cheque	SGD 1.4970	15495.18	0	12.79	0	-12.79	Switch Sell all units
2	Lion Capital Thailand	cheque	SGD 2.3580	24672.67	0	20.36	0	-20.36	Switch Sell all units
3	Fidelity EmEu,ME&Africa USD	cheque	USD 11.7400	4916.28	0	4.06	0	-4.06	Switch Sell all units
4	UOB United Gold & General Fund	cheque	SGD 2.0870	10082.44	0	8.32	0	-8.32	Switch Sell all units
5	United Asian Growth Opprt	cheque	SGD 2.2790	10260.4	0	8.47	0	-8.47	Switch Sell all units
6	First State Glb Resources	cheque	SGD 1.7274	9911.54	0	8.18	0	-8.18	Switch Sell all units
7	DWS Singapore Eqty Fd	cheque	SGD 2.1575	10724.67	0	8.85	0	-8.85	Switch Sell all units
8	Cash Fund	cheque	SGD 1.0234	9677.22	0	7.99	0	-7.99	Switch Sell all units
9	Schroder BRIC Fund	cheque	SGD 1.5110	11777.38	0	9.72	0	-9.72	Switch Sell all units
10	Fidelity Eur Gth EUR	cheque	EUR 11.4900	0	29501.44	0	24.35	24.35	Switch Buy
11	Aberdeen Pacific Equity	cheque	SGD 3.8770	0	21274.96	0	17.56	17.56	Switch Buy
12	Fidelity America USD	cheque	USD 4.9970	0	20729.76	0	17.11	17.11	Switch Buy
13	Lion Capital Taiwan	cheque	SGD 0.4550	0	10879.79	0	8.98	8.98	Switch Buy
14	Legg Mason SEA Special Sits	cheque	SGD 1.9380	13638	7911.47	11.26	6.53	-4.73	Switch Sell
15	DBS Shenton Asia Pacific	cheque	SGD 1.2370	0	7608.58	0	6.28	6.28	Switch Buy
16	AB Asian Technology-A	cheque	SGD 19.7200	0	7220.89	0	5.96	5.96	Switch Buy
17	Aberdeen Global Emerging Markets	cheque	SGD 1.4777	0	4567.57	0	3.77	3.77	Switch Buy
18	DBS Shenton Global Advantage	cheque	SGD 2.4800	0	3707.37	0	3.06	3.06	Switch Buy

## Rebalance Summary

No.	Fund Name	Payment Method	Indicative Price	Current Value (SGD)	Target Value (SGD)	Current Allocation (%)	Target Allocation (%)	Action Allocation (%)	Action
19	Franklin Templeton F-Korea	cheque	SGD 8.1300	0	3198.51	0	2.64	2.64	Switch Buy
20	Lion Capital Japan Growth	cheque	SGD 0.6500	0	2277.73	0	1.88	1.88	Switch Buy
21	Aberdeen Thailand Equity	cheque	SGD 4.5634	0	2277.73	0	1.88	1.88	Switch Buy
<b>Total</b>				<b>121,155.78</b>	<b>121,155.80</b>				

Last valuations as at Thursday, February 14, 2008